

# Implementing the Retreat Line

Grassroots Program




# Why?

- ▶ To allow our young players to learn and gain confidence in how to play the ball out from the back and build an attack
- ▶ To prevent the goalkeeper from kicking the ball aimlessly up the field

# Concept:

- Introduced in Grassroots soccer (u8 and up)
- Creates a more effective way for all players to get more touches on the ball

# How It Works:



- The goal keeper has the ball at a goal kick or after making a save
- The opposing team members would retreat to a predetermined area of the field
- Once all opposing players have retreated to the line the goalkeeper can successfully throw or pass the ball to one of his/her teammates
- The goalkeeper can choose to play before the players have fully retreated
- There is no requirement for the goalkeeper to wait until all opposing players have retreated

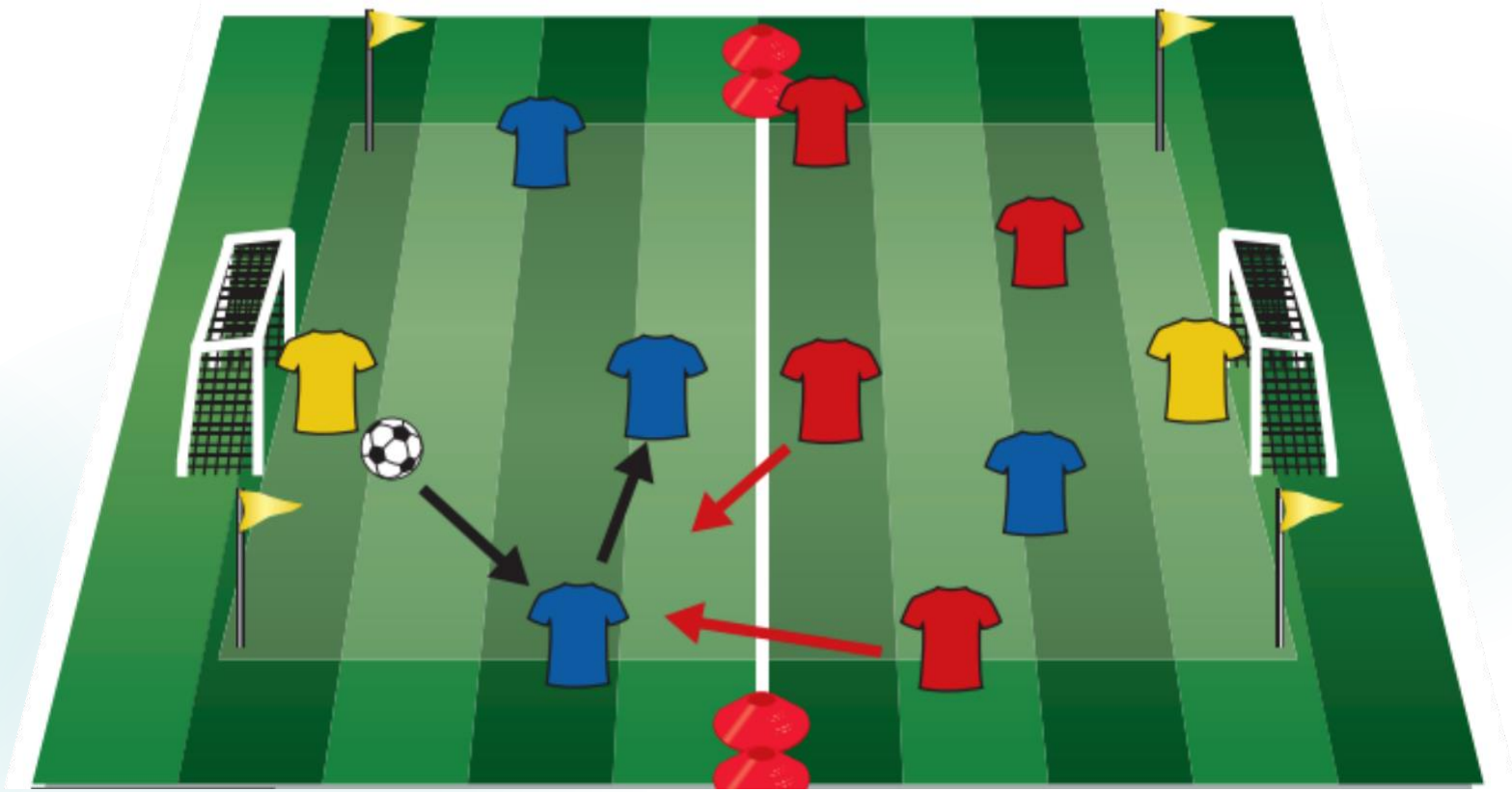

# Reason for Retreating:

- Once the teammate has received the ball the opposing players can then start to apply pressure to the player with the ball
- Gives the player on the ball time and space
- Allows them to have a look, receive the ball and choose to dribble or pass to a teammate without being marked or under immediate pressure

# 5 v 5

- The retreat line is the halfway line
- When playing on a temporary field without a marked halfway line corner flags or cones can act as indicators to players
- Cones should not be placed on the field as players may trip or slide on them

# 5 v 5



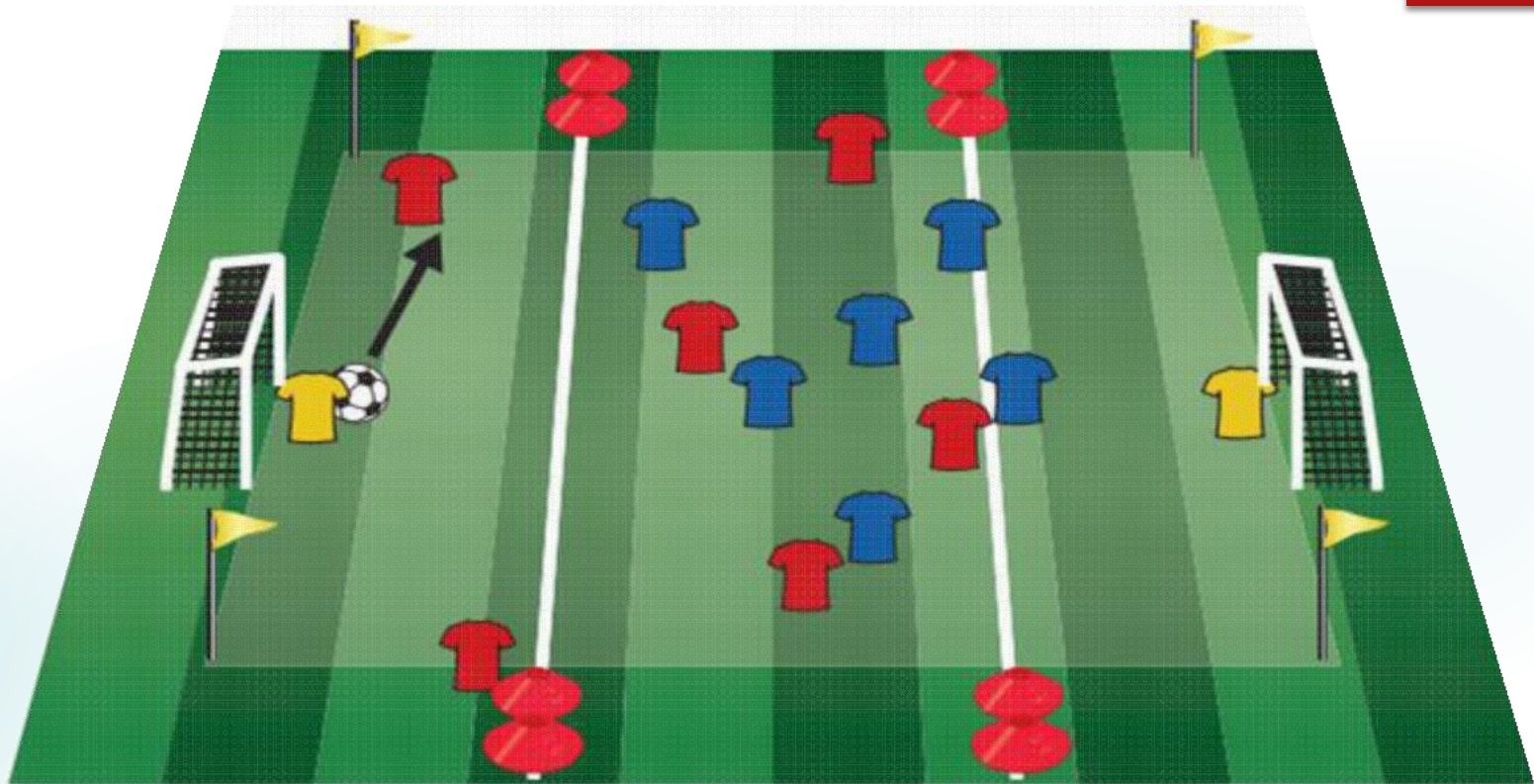
In the diagram above the retreat line is installed using cones at halfway. The Red team has retreated allowing the blue to pass the ball from the GK to a blue teammate and build an attack.

# 7 v 7 and 9 v 9

- In both these games the retreat line is located at the 1/3rds point of the field
- The opposing team retreats to the middle third of the field when the goalkeeper has possession

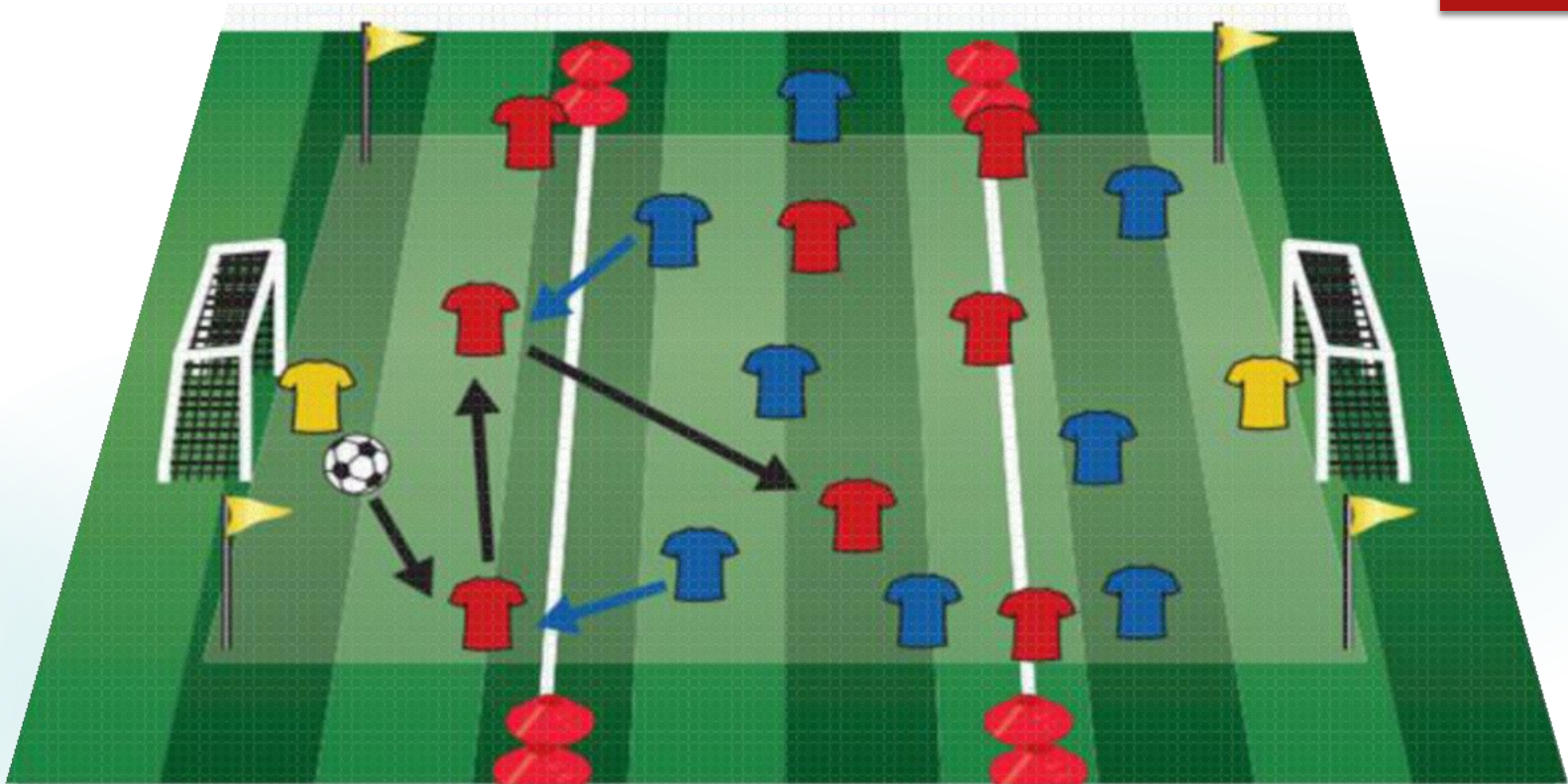


# 7 v 7



In the diagram above the retreat line is installed using cones at 1/3rds of the field. The Blue team has retreated into the middle 1/3<sup>rd</sup> allowing the yellow GK to pass/throw the ball to the red teammate and build an attack. Once the red players first touch the ball, blue can start to apply pressure on him/her.

# 9 v 9



In the diagram above the retreat line is installed using cones at 1/3rds of the field. The Blue team has retreated into the middle 1/3<sup>rd</sup> allowing the yellow GK to pass/throw the ball to the red teammate and build an attack. Once the red players first touch the ball, blue can start to apply pressure on him/her.

